


Remote Monitoring - Simplified!




I/O Solutions for **FLIR®** A310pt Thermal Cameras



- For one or multiple Cameras
- Critical Vessel Monitoring
- Condition Monitoring
- Process Monitoring
- Early Fire Detection



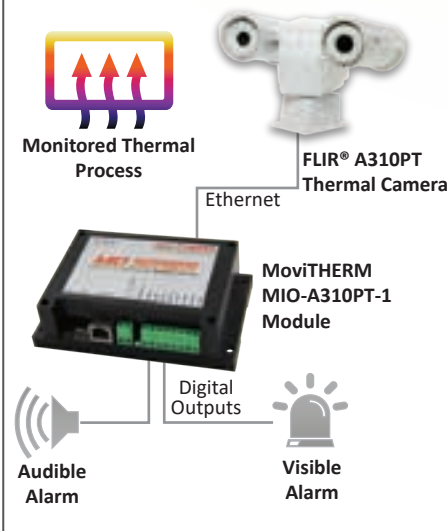
MIO SERIES

Intelligent I/O Solutions for  FLIR® Cameras

Technical Data

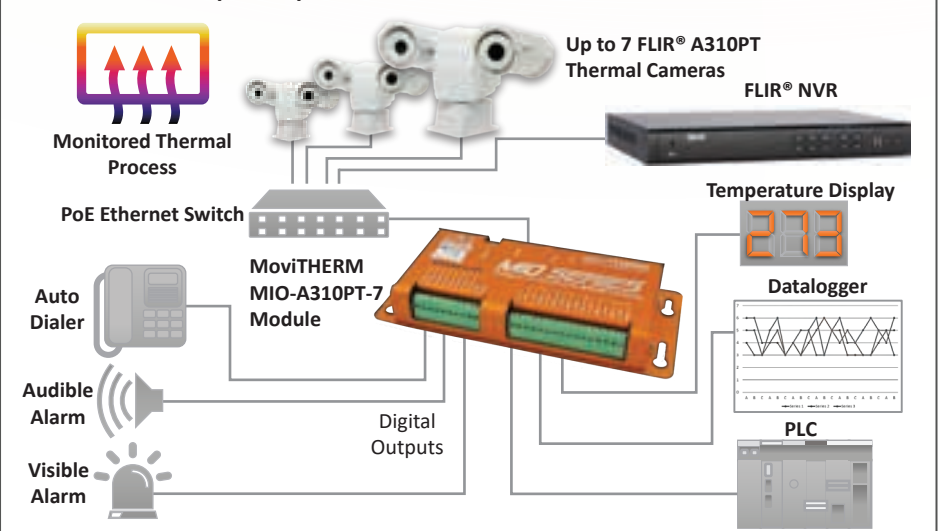
	MIO-A310PT-1	MIO-A310PT-7
Model		
Maximum Cameras Supported	1	7
Ethernet Connection	100Base-T	
Communication Protocol	Modbus TCP/IP	
4-20mA Transmitter Channels	2 CH, Group Isolated, Self Powered	8 CH, Group Isolated, Self Powered
Digital Output Channels	2	8
Digital Output Current	0.5A Per Channel, 1.5A All Channels	
Digital Output Voltage	10-30VDC	
Power Supply Voltage	24VDC	
Maximum Power Consumption	3W	7W
Dimensions (L x W x H)	7.7 x 3.6 x 1.6 in (145 x 90 x 40 mm)	8.8 x 3.9 x 1.2 in (223 x 99 x 31 mm)
Weight	0.5 lbs (0.23 kg)	0.7 lbs (0.32 kg)
Enclosure Material	ABS	Anodized Aluminum

Minimal Setup Example



Example 1: Basic Thermal Monitoring with alarms using the MIO-A310PT-1.

Multi Camera Setup Example with FLIR® NVR



Example 2: Advanced Multi-camera Thermal Monitoring with alarms, automated notification, datalogging, PLC connectivity and real-time video archiving using the MIO-A310PT-7.