

# Air barrier

for 129 Series Camera Housings



# Installation manual


## DESCRIPTION

The **air barrier** is designed to protect front flange of 129 Series camera housings from the formation of dust and other deposits. With the air barrier is recommend the use of optional filter ABFL-01 to clean the air coming usually from a compressor.

## MODELS

<b>129ABIR70</b>	Camera housing (L=360 mm) with front window air barrier. Sunshield and heater optional. UFW: 70 mm
<b>129ABIR70-L</b>	Camera housing (L=460 mm) with front window air barrier. Sunshield and heater optional. UFW: 70 mm

**UFW:** *Usable front window diameter*

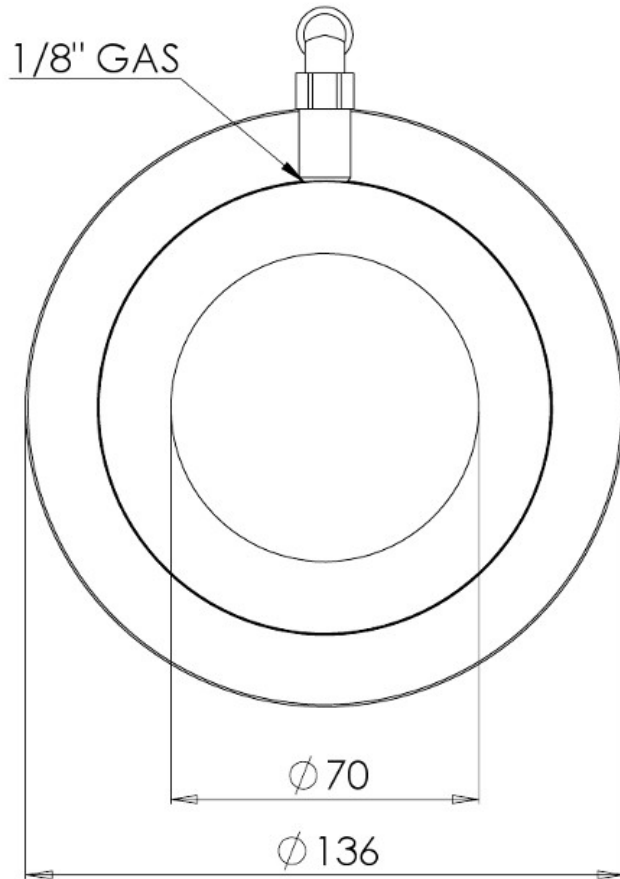
	Prior to installation and operation, read carefully all instructions the in this manual and heed all warnings.
	Unpack this equipment and handle it carefully. If the package appears to be damaged, notify the shipper immediately.
	Use the original packaging to transport the unit. Disconnect power supply before moving it. In case of returning the equipment, the original packaging must be used.
	Use caution when lifting and assembling the unit. It is recommended that non-slip protective gloves be worn during installation. The unit could bear sharp edges.

## TECHNICAL DATA

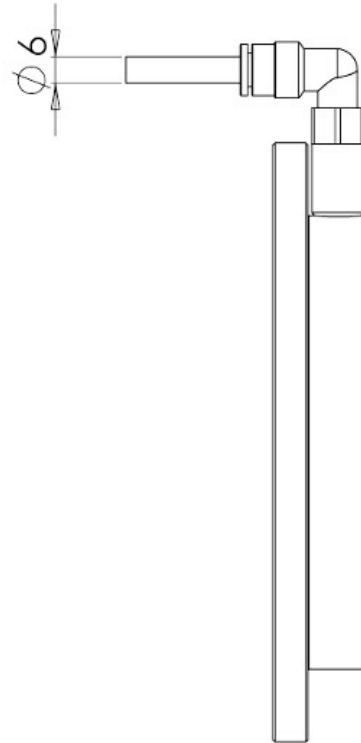
Air inlet through 1/8" GAS threaded hole  
 Included super-rapid fitting (inlet Ø 6)  
 Dimensions: Ø136x20 mm  
 Weight 1kg  
 Max inlet air pressure 3 bar

**DIMENSIONS**

**FRONTAL VIEW**



**SIDE VIEW**



Dimensions in millimetres – Tolerances according QMS – Design and product specifications subject to change without notice

**Your authorized TECNOVIDEO distributor:**

**MOVITHERM**  
advanced thermography solutions

15540 Rockfield Blvd, Suite C-110  
Irvine, CA 92618

Phone: (949) 699-6600

Fax: (949) 699-6601


Email: [info@movitherm.com](mailto:info@movitherm.com)

<http://www.movitherm.com>



Preserve this manual as a reference for future needs.

*Here you can find the always up-to-date pdf version of this document:*

	<p>Used electrical, electronic and stainless steel products should not be mixed with general waste. For proper treatment, recovery and recycling of old products, please take them to applicable collection points, in accordance with your national legislation and the Directives 2002/95/EC and 2002/96/EC. By disposing of these products correctly, you will help to save valuable resources and prevent any potential negative effects on human health and the environment which could otherwise arise from inappropriate waste handling. For more information about collection and recycling of old products, please contact your local municipality or your waste disposal service. Penalties may be applicable for incorrect disposal of this waste, in accordance with national legislation.</p>
---	--

The manufacturer declines all liability for any consequence resulting from improper installation practices, tampering or improper uses of the product.

The descriptions and illustrations contained in this manual are not binding. The manufacturer reserves the right to make any alterations deemed appropriate for the technical, manufacturing and commercial improvement of the product, while leaving the essential product features unchanged, at any time and without undertaking to update the present publication.

**TECNOVIDEO S.r.l.**

Via San L. Murialdo, 8 36030 Villaverla (VI) ITALY

Tel. +39.0445.350444 Fax +39.0445.357259

e-mail: [info@tecnovideocctv.com](mailto:info@tecnovideocctv.com) – [www.tecnovideocctv.com](http://www.tecnovideocctv.com)